



This Issue

- Jenny Lyon "Introduction to Fearless Free Motion Quilting" Workshop.....Friday, October 12th
- Jenny Lyon – "Quilting is a Contact Sport"Saturday, October 13th
- Philanthropy Workshop.....Saturday, November 10th
- WQ Officer & Chairman Reports
- Call for Entries
- Neighborly Guild Calendar
- WQ Member Articles



Quarterly Meeting

Saturday, October 13, 2018

St. Johns Presbyterian Church - Fellowship Hall
11000 National Blvd. L.A 90064

Jenny Lyon

"Quilting is a Contact Sport"

A sometimes humorous look at how quilting affects our lives and relationships. Includes a trunk show of award-winning garments and quilts.

- 9:30am Registration, sign-ups & Demonstrations
- 10:00am Guild business and announcements
- 10:25am Showcase Speaker – Victoria Jung – from: Sew Together Stitching Lounge
- 10:55am Show & Tell
- 11:15am Speaker – Jenny Lyon
- 12:15pm Adjournment



shutterstock - 81319225

Up Coming Workshops & More



- If you have quilts that need quilting, help is coming! Award winning quilting teacher Jenny Lyons will teach a WQ class Friday, October 12th. Improve or start your free motion quilting skills Jenny will take the fear out of free motion quilting. You may also just bring a pad of paper and pencil and follow along with the designs. **Jenny Lyon will be teaching "Introduction to Fearless Free Motion Quilting"**
- At the **October 13th** WQ Quarterly Meeting, **Pat Karasick will demonstrate** how to build your own Sharon Schamber's "famous" style of ironing board.
- Help victims of the Carr Fire by donating a beautiful quilt, all sizes will be appreciated. Bring the quilts to the October meeting where they will be collected and then brought to people who lost their homes in the Carr Fire.
- **SCCQG Exhibit at Road to California**, see Call for Entries for details.
- **Annual Philanthropy Workshop**, mark your calendars for **Saturday, November 10th**.
- St. John's Church has requested that we park in their lot and not on the street whenever possible.
- Registration forms for any class can be downloaded from the Westside Quilters website.



PRESIDENT'S MESSAGE

WESTSIDE QUILTERS

Change

Summer is a memory and Fall is here.
All I have to do is look at my garden to know the season is changing.
Time to try something new.....time to challenge ourselves.

I finally finished an art quilt that I started last March in a class at Asilomar in Pacific Grove, California. I was feeling very proud of myself and ready to sew a sleeve on and hang it in my sewing room.

I told a friend, you know her as our web mistress, she said, "Now Paint it." I was very surprised and overwhelmed. I had to let that thought sink in.

I had been in many classes where the teacher had talked about painting on fabric and demonstrated the technique. I had even bought the fabric paints... I never had the courage to try them. I had no experience.


I tried to hear my teacher's voice in my head and started practicing on muslin. I mixed colors on a plastic plate. I found a piece of fabric that was the color I was trying to get in paint. I held the fabric in one hand and a paint brush in the other..... I could do it. Once again fabric came to my aid. I then tried several brushes to get a feel for applying paint, still working on muslin. I needed control and experience.

Finally I turned on some music and found the courage to paint on my quilt. I timidly started. I realized if I was not happy with something I painted, I could wait until it dried and paint over it.

I learned a lot that first day, it mostly I practiced and gain some confidence. I learned not to just look but to SEE what was in my original photo. Where the shadows ...where were the highlights?

Just as I saw my summer flowers fading, I could see my quilt coming to life with the addition of paint.
Change is happening.
Try something new in this new season.

Roberta Walley
President





Westside Quilters presents a workshop with

Jenny Lyon

"Intro to Fearless Free Motion Quilting"

Friday, October 12, 2018

9:30am to 3:30pm

St. Andrew's Lutheran Church,

11555 National Blvd, Los Angeles, CA 90064

Workshop Fee: \$50.00 (\$45.00 for early registration by September 12th)

Fee for non-members \$60.00.

This class is appropriate for the absolute beginner or the quilter with some experience who wants to improve their free motion quilting. Learn to free motion quilt in a supportive and fun atmosphere. Jenny will bring numerous quilts, photos and samples to illustrate what is taught in class. Jenny will be teaching this November at IQF Huston.

We will work on 5 beautiful and fun motifs that you can put on your own quilts using your home sewing machine!

Jenny says "I think the biggest barrier to successful free motion quilting is the internal critical voice. If you can let go of that, you can successfully free motion quilt. Really all we're doing when we free motion quilt is using thread, fabric and machine to quilt-no big deal. Sometimes just being in a classroom can cramp your style-I know it does for me! So my hope, my goal, is for my students to let go of that fear and that critical voice and just have fun with it. So what if your class sample is not that great-you're learning something new and it may take a while."



About Jenny Lyon:

I have been joyfully teaching the art of quilting since 2006. My classes are encouraging, supportive, and light-hearted. I love seeing my students realize that they CAN quilt their own work on a domestic machine. I teach regionally, at various guilds, at IQF Houston and Chicago and throughout the US.

I have been working with fabric since I was a little girl trying to make my own clothes. I hail from a long line of traditional bed quilt makers, but I didn't take a formal class in quilting until 1983. I "re-entered" quilting in 1999 and that one class unleashed a *'need'* to create that has not stopped.

I use my domestic sewing machine to create art quilts and wearable art. I love to watch my machine stitches create line, texture and shadow as they merge on the surface of the fabric. My work has been juried into the Houston International Quilt Festival, Pacific International Quilt Festival, AQS in Paducah, the Curitiba Quilt Show in Brazil, and has shown in several art galleries as well as SAQA exhibits. Some of my work is held by private collectors.

I live in Northern California with my oh-so-patient hubby and our Basset boy. Our two grown sons have left the nest to become men, leaving more room for books, fabric and notions.

My current work is centered around whole-cloth pieces, with intricate free-hand free-motion quilting. Because there is little or no piecing, the story is told through the line of the thread. I consider this work to be "sculpting" the fabric, since the stitches create line and shadow upon the quilt's surface.

I call myself the Quilt Skipper because once while quilting my own quilt, I was so delighted by the unexpected beauty of it and what emerged from my needle, that I found myself cheerfully skipping around the house when I took my breaks. It is a joy to create art with free motion quilting.

Want to sign up? Email to programs@westsidequilterslosangeles.org



WESTSIDE QUILTERS



Jenny Lyon Workshop

www.quiltskipper.com

"Intro to Fearless Free Motion Quilting"

Friday, October 12, 2018

SUPPLY LIST

- Machine--in good working order. Bring the one you will really work with at home if possible.
- Manual for machine. Please know how to set up your machine for free motion before class by reading your manual.
- Free Motion or Darning foot for your machine-- open--toed is best. Bring a closed toe darning foot if that's what you have. The foot usually has a spring on it. You do need this for the class--if you're not sure, please call your machine's dealer to make sure you have the correct one.
- Put the free motion foot on your machine before you come and lower the needle to make sure it fits and works with your machine. Your quilt sandwich should move freely under a lowered presser foot. I want to make sure you have the right one!
- 6--8 quilt "sandwiches". Exact size is not important but they should be about 14" square or so--1 5/8 yds. of fabric will yield 6 sandwiches. Fabric should be solid or near solid so that you can see your stitches. Your sandwiches will have 3 layers: fabric, batt, fabric. A thin cotton batt works best. Put a few pins in just to hold it together.
- Blue wash out marker or white marker if your fabric is dark.
- Quality thread, preferred 50 weight or higher (higher number=thinner thread) (Aurifil, Mettler are good). If you're going to go buy thread for class, I would suggest Aurifil 50 weight--it behaves well.
- Wound bobbin (same thread choices as above).
- One extra bobbin--empty.
- Size 80/12 needles for your machine--topstitch preferred; the new titanium coated ones are even better--they last longer.
- Scissors or snips.
- 4 paper towels (I'll explain!)
- Pencil/paper for taking notes and practicing motifs--unlined is much better than lined.
- Any other notions that you like to use for free motion quilting

Bring only if you already have (don't rush out and buy them):

- The bed extender that came with your machine if you have one. Or, bring your Sew Steady table if you have one.
- Teflon machine bed cover such as Supreme Slider (makes the bed of your machine slippery so that your quilt sandwich moves more smoothly).
- Straight stitch throat plate.
- Quilting gloves of your choice--no, you don't *have* to have them but it can help!

Questions? E--mail Jenny @ jenny@quiltskipper.com



PHILANTHROPY

Mark your calendars for the Saturday, November 10th Philanthropy workshop!!

Mark your calendars for the Saturday, November 10th Philanthropy workshop!!

Join us on Saturday, November 10th at St. John's Presbyterian from 9:30am -3:30pm for a day of fun, food and philanthropy!

Please come for the day or stop by for hour or two. Bring a machine or just yourself. We will be having a potluck lunch so please bring a food item to share. We will provide paper products, plastic ware, coffee, water, and a dessert or two. Everyone is welcome whether you sign up or not.

We will have the following stations at the workshop:

- ✂- sewing blocks and/or quilts together
- ✂- piecing backs
- ✂- removing papers
- ✂- assembling/pinning the quilts
- ✂- machine quilting
- ✂- making and attaching binding
- ✂- hand sewing labels or
- ✂- making receiving blankets

Thank you to the members who have continued to make the strip blocks. We have quite a few blocks returned. Please continue to bring any completed blocks or quilt to the November 10th Philanthropy workshop. We are already off to a good start having collected over 20 quilts, numerous knitted hats and scarves and receiving blankets. We are looking forward to completing more projects at the November 10th workshop and are looking forward to making deliveries to A Child's Dream and Upward Bound before Christmas of this year.

If members have larger pieces of fabric to donate suitable for quilt backs it would be greatly appreciated. Batting would also be

appreciated. If you have children themed fabric, this is also a good time to use it for receiving blankets.

If you have quilting pins to spare, please bring those.

Thank you and looking forward to seeing you on Saturday, Nov. 10th.

Perla Rothenberg, Lisa Drew, Virginia Marshall
Philanthropy Co-Chairs



Leadership.....

A blog I was reading today had the audacity to remind us that there are only 30 something days until Halloween, 50 something until Thanksgiving and less than 90 until Christmas. Good grief! Even though the nearest holiday is about a month away, it was an uninvited reminder that the “holiday season” is soon upon us. I seldom shop (fabric stores are not considered shopping in my book), and those places I have reluctantly entered (including grocery stores) are already stocked high with Christmas bounty.

Particularly during the holiday season, we are bombarded with myriad requests for the help and needs of both man and beast as well as the planet. We can easily be overwhelmed and tempted to feel that the amount of support financial or otherwise that we are able to contribute is a mere drop in the ocean, but as Mother Teresa was known for saying when faced with a huge challenge, “Let us begin.”

So, I’m going to wage war on those PHD’s hidden around Zoo Manor and get them finished for distribution and help make somebody’s day. I’ve switched to an “N” hook for making my Binky and women’s shelter afghans and, boy howdy, it’s going lickety-split. Those little left over balls of beautiful, soft yarn that aren’t enough for anything are getting corralled into Joseph’s Coat throws that aren’t half bad at all. My perfectionist obsession is being wrestled aside so I can get more done and in the process, I improve my skill. Like the old question, “How do I get to Carnegie Hall?” – Well, it’s practice, practice, practice.

I’m going to have to steel myself for the October 12th Jenny Lyons’ workshop *Introduction to Fearless Free Motion Quilting*. Don’t you just love the word “fearless”! I’ll admit that the very thought of free motion quilting makes me sweat. I can straight line quilt, but free motion? For me, it’s akin to free falling before your parachute hopefully opens.

I hope you will consider attending this valuable workshop from this world-class

teacher. All levels of expertise in free motion quilting will learn much to improve both the enjoyment and workmanship of this art. I have navigated around this essential skill for way too long, and I for sure want to learn so, fearlessly, “Let me begin.”


Sonja Daniel,
Vice President




~~~~~

# happy birthday

|                     |            |
|---------------------|------------|
| Hilary Smith        | October 2  |
| Evi Newmann         | October 4  |
| Lisa Drew           | October 15 |
| Eva Killingsworth   | October 16 |
| Sandra Lauterbach   | October 16 |
| Sonja Daniel        | October 23 |
| Stephania Bommarito | October 24 |
| Sue Woods           | October 29 |
| Victoria Jung       | October 30 |



## **MEMBERSHIP**

Membership is at 77 but we are always and still welcoming new and renewal members. We have a handful of members who are looking to join a mini group. If your group is looking to grow a little please contact me.

There are many victims from the Carr fire who are in need of some warm and comfy quilts. If you have any quilts sitting around with no home yet you might want to bring them to the October meeting so they can be donated and delivered to the victims sometime in November. Thanks to Pam Overton, she has someone from South Bay who will be doing the delivery. Looking forward to seeing you all at our October 13<sup>th</sup> General Meeting.

Luann Jaffe  
Membership

~~~~~

WORKSHOP REGISTRATION

First, please email your intent to attend a workshop to: Programs@WestsideQuiltersLosAngeles.org at the **WQ website**, choose *Calendar* and scroll down to individual workshops. See the link to the Workshop Registration Form (which you can fill in on-line and then print) and the supply list. **See the workshop no-refund policy (substitutions allowed) shown on the Workshop Registration Form.**

WQ will hold your space at the workshop for 14 days to allow time to mail Registration Form and payment to the WQ post office box. For last-minute registrations, contact the Program Chair ASAP. **Credit cards/debit cards now accepted.** Non-members pay a \$15.00 surcharge. Supply lists for all classes can be found on the Calendar page at www.WestsideQuiltersLosAngeles.org. **The class sessions are from 9:30am to 3:30pm.**

TREASURER

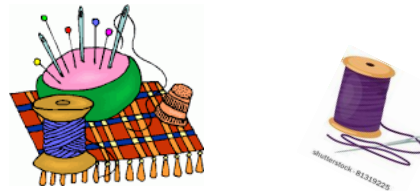
Karynn Dittmar, Treasurer

OPENING BALANCE AS OF 6/1/18		9830.61
INCOME		
Membership Dues / Donations	2555.00	
Workshop Fees	2503.00	
Bank Adjustment	0.01	
Guest Fees	40.00	
Fabric Sale Fundraiser	584.50	
Amazon	24.86	
TOTAL INCOME		5707.37
EXPENSES		
Workshop Expense	3446.32	
General Meeting Expense	1053.90	
Charitable Contributions	300.00	
SCCQG Insurance	0.00	
Website	220.25	
PO Box Rental	140.00	
Philanthropy / Ed. Expense	200.00	
Printing / Promotion / Admin.	199.71	
Square Up Fees	27.84	
Government Fees	20.00	
TOTAL EXPENSE		5608.02
NET INCOME		99.35
CLOSING BALANCE as of 8/30/18		9929.96

Easy Money for WQ:

We want to remind you that Amazon will pay Westside Quilters 0.5% of purchases as an eligible charitable organization. When you log in to your Amazon account, please select Westside Quilters as your charity in AmazonSmile. If you received an email stating that you need to select a new charity since Westside Quilters had not supplied their bank information update, please check to see if you need to register again. The situation has been resolved.

If you have any problems, please contact Karynn Dittmar, Treasurer.



WEBSITE:

The WQ website at www.westsidequilterslosangeles.org has been updated with photos from the recent "Spiderweb Quilts" workshop with Jean Impey as well as information on the upcoming October meeting.

Also, check your recently received Membership letter for the new password for the Members Area of the website which contains the latest version of the Membership Roster as well as other useful information. The old password from last year will no longer work!

Sally Wright
Website Manager



Calls for Entry

For some great information from a veteran on how to get your work shown see this blog entry from Sue Bleiweiss <https://suebleiweiss.blog/2018/06/14/getting-your-work-out-there/>

Continuing our notifications for ways to display your quilts and textile pieces to a wider audience... Entering shows is not difficult, but to begin here are a few guidelines:

- Always make sure you read everything in the call including the calendar, requirements, rules, etc. Especially the rules! Will save headaches and disappointment later on.
- Keep a record on your entries so you won't be caught with a quilt needing to go two places at once. Having to remove a quilt from a show or exhibit because you misread the exhibition dates is a no-no. Ask me how I know...
- Having a great photo of your quilt - straight on, in focus, not on a bed or held up showing hands and feet, super important. There is lots of great info on quilt photography on line. Google!
- Don't be intimidated or depressed by a rejection! There are lots of different reasons why a quilt doesn't fit into a specific show. It is usually not because your quilt is bad!

The calls below are just a sample of the many opportunities out there. For more search "Fiber Art Calls for Entry" or "Quilt Calls for Entry"

SCCQG Exhibit at Road to California

"New Quilts from Southern California". The southern California Council of Quilt Guilds has been asked again to curate a special exhibit for January's 2019 Road to California Show. Given that we have limited hanging space we're looking for wall quilts, no bed size quilts please. We would like quilts that are new and have not been widely shown – your latest work! No Kit Quilts will be accepted. The official Call for Quilts and Entry Form is available on the SCCQG website and on page 17 (last page) of this newsletter. Contact Stephania Bommarito for more information.

Art Quilts XXIII: Locating Ecologies.....Chandler Center for the Arts, Chandler, AZ....Nov. 16, 2018– Jan. 11, 2019
Entry Deadline: Friday, August 31, 2018, 5 PM The exhibition is produced by the Chandler Center for the Arts and is presented by the Chandler Cultural Foundation and the Chandler Arts Commission.

Road To California 2019, January 24-27, 2019. Ontario Convention Center, Ontario CA
<https://www.road2ca.com/submit-a-quilt.html> Entry for the quilt showcase at Road are now open.
Entry Deadline October 2, 2018

Forced to Flee (SAQA Global - All members) Ruth Funk Center for Textile Arts at Florida Institute of Technology May 25 – August 24, 2019 Melbourne, Florida. Call opens October 1
<http://www.saga.com/calendar-detail.php?ID=5694> Entry Deadline October 31, 2018

New Quilts From An Old Favorite, 2019 - "Oak Leaf and Reel" The National Quilt Museum, Lincoln, NE
<https://quiltmuseum.org/education/contests/new-quilts-old-favorites/> Entry deadline November 2, 2018

QuiltCon, February 21-24, 2019, Nashville TN <https://www.quiltcon.com/submit-a-quilt/>
For Modern Quilt Guild members. Entry Deadline November 30, 2018

AQS Quilt Week 2019 Lancaster, PA <http://www.quiltweek.com/contest> Feb/Mar, 2019
Entry Deadline November 2, 2018




AQS Quilt Week, Paducah KY, April 2019
<http://www.cvent.com/events/2019-aqs-quiltweek-spring-paducah-contest/event-summary-3c680623f53445d1ae02b25c4f69b0bb.aspx>
Entry Deadline December 7, 2018

Sacred Threads, Herndon, VA <http://www.sacredthreadsquilts.com/html/callForEntries.html> ... July 11 – 28, 2019
Call opens Oct 1, 2018 Entry deadline Jan 10, 2019

Interpretations 2019: Rhapsody - Visions Art Museum, San Diego, CA. <http://interpretations2019.com/register/preview>
 Interpretations 2019: Rhapsody is the 20th international juried exhibition produced by the Visions Art Museum: Contemporary Quilts + Textiles (VAM). The jurors will select work that exemplifies innovation in quilting and surface design techniques as well as excellence in composition and craftsmanship. full color publication will accompany the exhibition. Exhibit runs October - January 2020. Call open January 1-31, 2019

Questions? sally@sallywrightquilts.com
 Sally Wright

**2018 Award Winners
 San Diego Quilt Show**





A NEIGHBORLY GUILD CALENDAR

October 2018	
October 3 Santa Monica Quilt Guild www.santamonicaquiltguild.org	<u>Jean Impey</u>
October 7 & 8 San Fernando Valley Quilt Association www.sfvqa.net	<u>Sandy Corbin</u> Program: Making Scrappy Quilts Fresh Workshop: My Basket Collection
October 8 LA Modern Quilt Guild www.lamqg.blogspot.com	<u>Meeting</u> - 2 nd Monday of the month
October 10 Simi Valley Quilt Guild www.simivalleyquiltguild.org	<u>Meeting</u>
October 12 & 13 Westside Quilters www.WestsideQuiltersLosAngeles.org	<u>Jenny Lyon</u> Program: "Quilting is A Contact Sport" Workshop: "Introduction to Fearless Free Motion Quilting"
October 13 Glendale Quilt Guild www.glendalequiltingguild.org	<u>Jean Impey</u> Workshop: Rustic Sun
October 16 & 17 South Bay Quilters Guild www.southbayquiltersguild.org	<u>Tina Curran</u> Program: My Design Process – From Concept to Quilt Workshop: Whimsical Gardens
October 21 African American Quilters of Los Angeles www.easysit.com/aaqla	<u>Meeting</u> – third Sunday of the month
November 2018	
November 7 Santa Monica Quilt Guild www.santamonicaquiltguild.org	<u>Robin Gallagher</u>
November 10 Westside Quilters www.WestsideQuiltersLosAngeles.org	<u>Philanthropy Workshop</u>
November 11 & 12 San Fernando Valley Quilt Association www.sfvqa.net	<u>Mel Beach</u> Program: Challenge Yourself Trunk Show Workshop: A Slice of Improv
November 12 LA Modern Quilt Guild www.lamqg.blogspot.com	<u>Meeting</u> - 2 nd Monday of the month
November 13 www.orangecountyquiltersguild.com	<u>Katsy Chappell</u> - My Life With Pieces/A Crafty Comedy Trunk Show
November 14 Simi Valley Quilt Guild www.simivalleyquiltguild.org	<u>Meeting</u>
November 14 & 17 Glendale Quilt Guild www.glendalequiltingguild.org	<u>Lujean Seagal:</u> Program: Looking at a Quilt From Both Sides Workshop: Beyond Boring Borders
November ? African American Quilters of Los Angeles www.easysit.com/aaqla	<u>Meeting</u>
November 20 & 21 South Bay Quilters Guild www.southbayquiltersguild.org	Program: Quilters College with Pam Overton, Karen Yarrow, and Alex Tsubota Workshop: String Pieced Stockings with Nadine Kirk

Programs: Follow Up

Jean Impey's Spider web quilt class was great fun and we learned to use a number of time saving, quality improving quilting tools. It's rumored that many of the class participants will be shopping for hammers! Asked anyone pictured here why...



WQ Member Articles:

IT'S A SMALL WORLD.....by Perla Rothenberg

Today (9/15) I made my second visit to Days for Girls. This is an organization that puts menstruation supplies together and teaches girls in Third World countries how to deal with their periods. But, remember, we cannot send them tampons and/or pads as their customs will be different from ours, their disposals of products are different as is their treatments of the girls during their periods. Many countries have the girls live in separate huts during their periods keeping them from attending school and as you can imagine, they are left behind in their studies.



This organization puts flannel to work like you would not believe. They try to use dark colored flannels with no depiction of faces or religious symbols. The flannel is used to make washable pads. In a gallon plastic bag goes a foundation pad which clips onto the underwear, a flannel pad is inserted in the foundation pad, additional 3-5 pads are added along with a wash cloth, a bar of soap, 2-3 panties and a small worksheet in which the girls use to keep track of their periods and an empty plastic bag which allows them to wash the pads without embarrassment. All of this is put inside a 12"x12" cotton bag. Sometimes the girls remove the supplies and use the bag as a backpack for school supplies. My mini-group, SOS (Sewers on Saturday), helped me make about 50 cotton bags earlier this year which I delivered to Days for Girls.

The group meets at the LDS Church on Manhattan Blvd. (Western & Pico) approximately once a month. I know for a fact there were more than 50 women, children and a few men in attendance today and everyone was put to work! I especially enjoyed watching the young girls put the packages together. Their enthusiasm was wonderful to watch. I was put to work cutting the flannel down to the pad sizes.

Now why it's a small world. The first time I attended I noticed a few Hispanic women sitting in an alcove and I asked one of the organizers what they were doing. She walked me over to the alcove and showed me they were making blankets for Dollies Making a Difference! I told her I knew of the organization as Westside Quilters, have made, I'm sure, at least 200 mini-quilts for them. I asked the organizer if the women would like a yarn donation? The response was yes and how quickly could I get it to them! I went through my own stash and found enough to fill two garbage bags full which I promptly delivered to the Chapter leader. Not much later I received a huge yarn donation in which again, I gave 5-6 garbage bags full to not only Days for Girls specifically to be given to the Hispanic ladies but to Binky Patrol, too (Sonja Daniels is a member).

Today, the Chapter leader, took me over to the alcove again, and showed me the ladies were busy churning out the Dollies blankets with my donated yarn. Then she asked me if I knew Dorothy? Dorothy, I said? It was Dorothy Miyake sewing flannel strips together. Dorothy, along with Cindy Simon had come to Westside Quilters to talk to us about Dollies and Dorothy remembered that we were still donating quilts via Patti Post! So that's my small world -- organizations that go outside their boundaries to help each other. Whether it's my mini-group helping Days for Girls, or Dorothy of Dollies Making a Difference helping Days for Girls, or Days for Girls helping Dollies making a Difference. You will find people generous with their time everywhere you turn.



shutterstock - 180755273

OUT AND ABOUT

- ✂ Extreme Quilters' **Art from Cloth** show runs from **October 3-15, 2018**. The gallery is open daily from 10 a.m. to 5 p.m. Admission is free. For more information, visit: www.extremequilters.com, email Rodi Ludlum at rodiludlum@ix.netcom.com or call (818) 597-9279.
- ✂ **Points West Quilt Show – Las Vegas Convention Center**, October 17 – 20, 2018. Classes at LVQShow.com/instructors.
- ✂ **Pacific International Quilt Festival - Santa Clara Convention Center**, October 11 – 14.
- ✂ **Glendale Quilt Guild Presents a Quilters' Home Studio & Garden Tour, Plus Luncheon** Saturday, October 20, 2018 Tour: 9:00 am – 12:00 pm Luncheon: 12:30 – 2:00pm La Crescenta Women's Club Tickets \$35.00
- ✂ **Wood Quilts and Engravings** by Troy Murrah, on display October 27 - November 16, 2018. 2142 E. 4th Street, Long Beach, CA 90814 Inspired by his mother, Judy Murrah (past Educational Director of the Long Beach International Quilt Festival) and his own creativity, Troy has created a series of artworks inspired by quilts and his past. For more information: olafsoncreative.com

See the Speaker Calendar of the Southern California Council of Quilt Guilds for additional events. Go to www.sccqg.org scroll down to the bottom of the homepage and click on the box "Speakers" and see other SCCQG guilds and speakers into 2018.




Editor's Note:



WQ Amy Barer was spotted at the LA County Fair by a LA Times Photographer, this great photo appeared in the September 1st City & State section! Amy, how was the County Fair and quilting exhibit?

Last month I reported that fall fashions would be featuring quilt motifs, "Quilts have been rediscovered yet again; the fashion world's love affair has hit a fever pitch." Ralph Lauren showed a patchwork-style dress at New York's Fashion Week in September. If only I had the figure to wear this!!! Probably wouldn't even then!



Happy Halloween and Happy Stitching,
Debbie Nussbaum



President: Roberta Walley opened Westside Quilters' (WQ) Summer quarterly meeting on August 18, 2018 by welcoming guests and new members. She also thanked Hospitality for providing refreshments, and reminded everyone to make sure they had "raffle" tickets which had been given out at the membership table as people entered the meeting.

The minutes of WQ's May 23, 2018 Summer Quarterly meeting were printed in WQ's newsletter. Sally Wright moved that they be approved by the members, Sandy Abramowitz seconded the motion. The minutes were approved by voice vote.

Treasurer: The treasurer's report, printed in WQ's August Newsletter, showed a balance of \$8,671.94. The report was approved by voice vote. Also, following discussion, Westside Quilters' membership approved a \$300 donation to A Child's Dream-CA for fall school supplies.

Membership: Luann noted that new memberships continue to come in. The membership list is updated and available on the website.

Philanthropy: WQ's August Fabric Sale in the church's garden, coordinated by the Philanthropy chairs with the assistance of several other members, was, as always, very popular.

Newsletter: Debbie invited all members to think about submitting an article for the Newsletter. Topics could range from travel to experiences with other quilters, family members or pets. Debbie was commended for putting out a colorful and informative newsletter.

Website: Sally Wright reported that the website is continually updated with program information and Show and Tell photos. Additionally, she pointed out that Westside Quilters is now 8 years old!

Programs: Pat and Brenda encouraged members to visit them at the table in the back of the room to sign up for coming workshops: Spiderweb with Jean Impey, and Free Motion Quilting with Jenny Lyons. Future workshop information was also available.

Showcase Speaker: Vicki Bohnhoff gave a humorous and informative presentation on how to get your quilt packaged to send to a quilt show. No pet hair, no strong smells -- air out all your quilts before sending them. Quilts are evaluated after arriving at the show, and if they don't pass the tests, you pay to have them returned to you. Vicki recommends rolling your quilt around a "pool noodle" to send it, and she highly recommends taking photos and documenting the patterns and any other specific information relating to the quilt before you send it off.

Show and Tell: The following quilters showed their quilts: Karynn Dittmar -- a colorful Kaffe Fassett hexagon quilt; Elizabeth Morris -- several quilts for philanthropy; Roberta Walley -- a quilt inspired by Maria Shell; Luann Jaffe -- 4 colorful quilts; Bobbie Leung -- 2 Sunbonnet Sue quilts she had been given; Bobbie Blake -- 2 pillows for her grandchildren and a bear themed baby quilt; Sally Wright -- "Rings"; Matt Randall -- "Horses" and "Flower"; Aileen Cooke - - Glam Cam from Latifah Saafir's class; Sandy Abramowitz -- a pinwheel baby quilt; Nancy Sharpe's grandson's quilt -- "Columbia Blue"; Rachel Prentiss -- 2 summer samplers; Maureen Gardener -- black and white "Haunted Hounds"; Suzanne Woods -- orange and purple circles; Florann Ramsey -- "Playing on the Surf"; Barbara Maron-Pollack -- Coffee Cup from Sandra Bruce's Class; Cathy Seidman -- "Fantastic Flowers" still life; Pat Karasick - a pieced quilt donated to Philanthropy.

Featured Speaker: Our featured speaker, Velda Newman of Nevada City, CA, gave an awe inspiring talk. Her art background became the source of her experimenting with fabric and texture. She began her quilt adventures in 1985, and benefitted from Jean Ray Laury's encouragement. Her second quilt, "Iris", won Best of Show in Houston in 1989. While most people's quilts are described in inches, Velda's are measured in feet. Her Statue of Liberty -- "Freedom is Fragile", measures 6' x 6'. Velda's technique is to layer one piece atop the first and so she does not have a true background on her quilts. Most of her topics are taken from nature: flowers, butterflies or animals. The final quilt she showed, a varied flock of sea gulls, stretched all the way across the stage, a masterpiece.

The meeting adjourned at 12:15 p.m.

Respectfully submitted,

Sally Madigan
Recording Secretary

Next Executive Board Meeting

The next meeting of the Executive Board will be held, November 3, 2018
All members of Westside Quilters are welcome to attend with prior notice to
Pres@WestsideQuiltersLosAngeles.org.

Our Mission

A new kind of guild organized for educational and charitable purposes; to promote cooperation and the exchange of ideas among quilters; to instruct members in methods and techniques of traditional and contemporary creative quilting; to serve mini-groups and their philanthropic endeavors within the community; to inspire personal achievement.

Officers 2018-2019

President	Roberta Walley
Vice President	Sonja Daniel
Secretary	Sally Madigan
Treasurer	Karynn Dittmar
Program	Brenda Gottfried and Pat Karasick
Membership	Luann Jaffe
Newsletter	Debbie Nussbaum
Philanthropy	Perla Rothenberg, Virginia Marshall, and Lisa Drew
Website Manager	Sally Wright

Appointed Positions

Hospitality	Kim Ryan
Meeting Set-Up/Take-Down	Marianne Simpson Lisa Drew and Sonja Daniel
Photographer	Tanya Heldman
President Emeritus	Kim Ryan

Mailing Address **Post Office Box 641925**
 Los Angeles, CA 90064

Website

www.WestsideQuiltersLosAngeles.org

Facebook We're on Facebook. Check out the banner on the WQ website home page (lower center).

Amazon There is a boxed message in the lower center of our website home page giving a direct link to Amazon. By using this link, anything you purchase earns a 4% "dividend" paid directly to WQ. *This only works if you enter the Amazon website from the WQ website link.*

iGive.com This is another way to benefit WQ when shopping on the Internet. Here you need to register (the iGive.com logo appears in the lower center on the WQ website home page and links you directly to iGive.com). More than 800 Internet retailers participate (Barnes & Noble, Bed Bath & Beyond, Enterprise Rent-A-Car, Lancome -- to name a few). Follow the instructions at iGive.com.

Non-Profit Status Westside Quilters is tax-exempt from Federal income tax under section 501(c)(3) of the Internal Revenue Code, and classified as a public charity under section 170 of the Code, according to the determination letter dated May 26, 2011 received from the Internal Revenue Service. The effective date of exemption is June 17, 2010. Donations to Westside Quilters are fully tax-deductible for individuals and other entities such as corporations, partnerships, trusts; Westside Quilters is qualified to accept tax deductible bequests and gifts or transfers of gifts.

F.E.I.N. 27-3145733
(Federal Employer Identification Number)



(Continued from Call for Entry page 9 & 10)

Call for Quilts New Quilts of Southern California 2019

The **Southern California Council of Quilt Guilds** is accepting entries for an exhibit at Road to California, January 23-27, 2019. Exhibit entries are limited to SCCQG members only.

We would like quilts that are new and have not been widely shown – your latest work! The subject matter, techniques, and genre are up to you! Let's see what's emerging from your sewing studio these days! No Kit Quilts will be accepted. This exhibit will be juried by a team.

Entry requirements are as follows (please read carefully):

- Entry(ies) must have been finished in 2017 or 2018 and be in excellent condition.
- **Entry forms available at www.sccqg.org and must be postmarked by November 1, 2018.**
- Entries must include a stamped, self-addressed business-sized envelope.
- 4x6 (only) color pictures of both the full quilt and a detail (close-up) with the following information on the back of the photo: title of quilt, dimensions (width x height in inches), and your name.
- The entry form must be enclosed and filled out completely.
- Questions can be answered by sending an e-mail to: quiltwizard1024@gmail.com

Entries missing any of the above will be eliminated from consideration.

Time Table

November 1, 2018 Entry form, pictures, self-addressed stamped envelope and entry fee must be received or postmarked no later than November 1, 2018. Photographs will not be returned for any entries.

December 1, 2018 Notification letters will be mailed by this date. Accepted entries will receive instructions for quilt shipment.

January 14, 2019 Accepted quilts must be received by New Quilts of Southern California for exhibition. Quilts may not arrive before January 14 or later than January 18.

January 23-27, 2019 New Quilts Exhibit at Road to California, Ontario Convention Center, Ontario, CA

January 29, 2019 Quilts will be shipped/returned to participants

